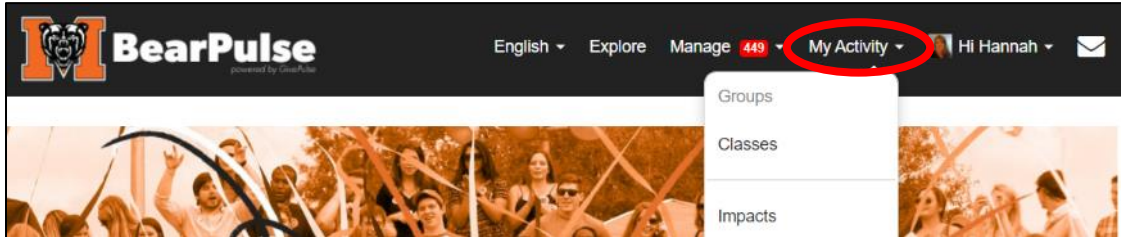
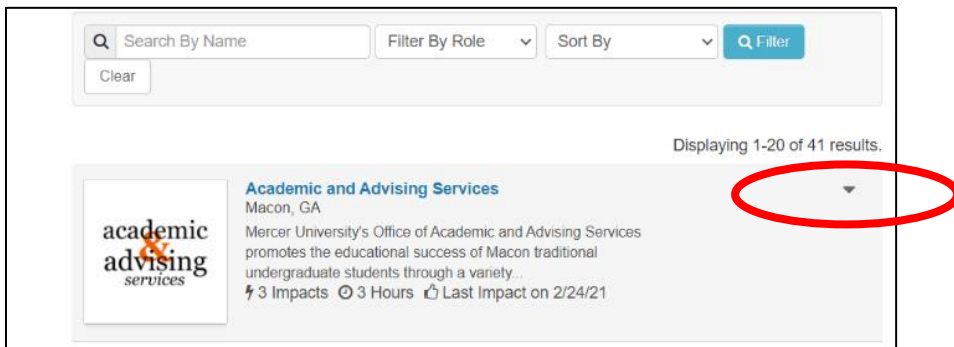


BearPulse: How to Auto-Share Impacts

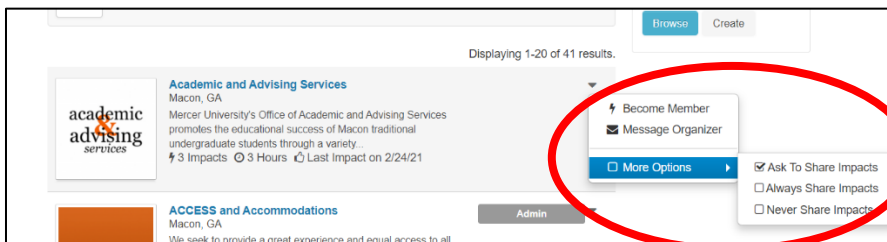
1. Click on the “My Activity” button in the top right corner of the page and select “Groups” from the dropdown menu.



2. Locate the group you want to share impacts with and click on the down arrow next to the group name.



3. In the dropdown menu, select “More Options” to view the impact sharing settings for that group. Select “always share impacts” if you want all of your impacts to be visible to that organization.



For more information on auto-sharing impacts, see the GivePulse Support Website:

<https://support.givepulse.com/hc/en-us/articles/218515388-Auto-Share-Impacts>