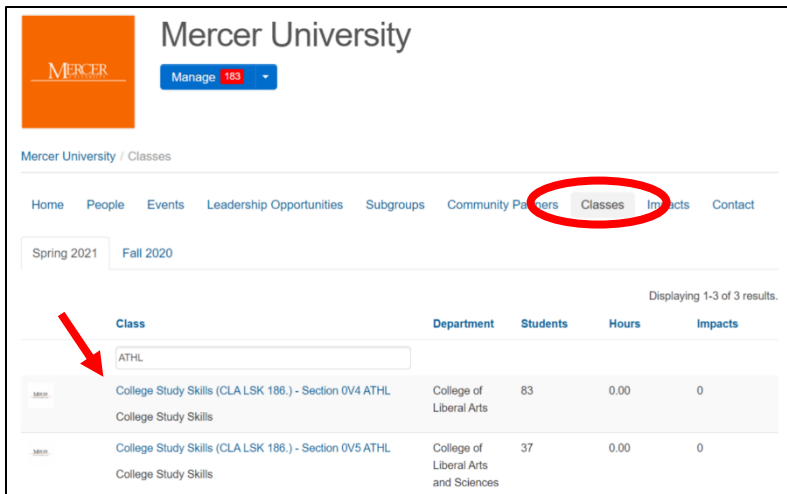
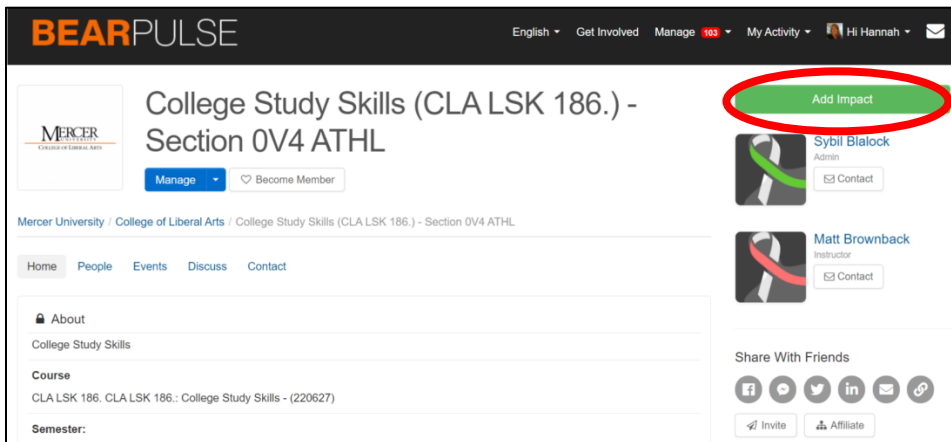


BearPulse: How to Log Service Hours in Class

1. On the BearPulse main page, select the "Class" tab and click on your course.



2. In the course page, click on the "Add Impact" button.

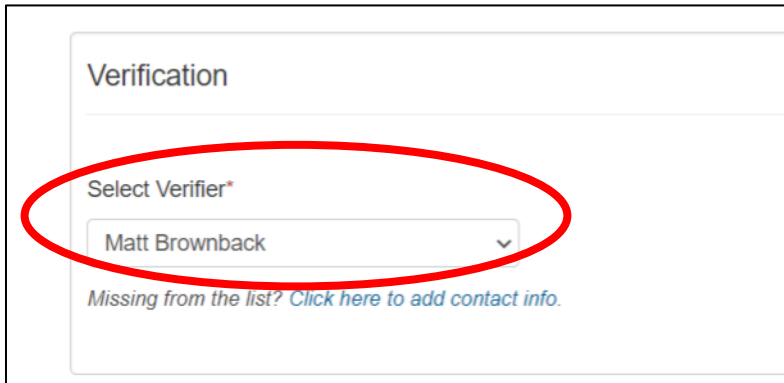


3. Enter the information about your service.

Note: If you are logging hours spent on a project (like creating a Read-Aloud video or volunteering weekly with the same organization), click on the "Timesheet" button.



4. Be sure to select the correct instructor to verify your hours for the course.



Verification

Select Verifier*

Matt Brownback

Missing from the list? [Click here to add contact info.](#)

For more information on adding impacts, see the GivePulse Support Website:

<https://support.givepulse.com/hc/en-us/articles/360025445034-Add-Impact>